

General safety instructions for product use and operation

 **Caution:**

1. Read the following instruction thoroughly before unpacking the luminary and starting its installation.
 - Important! Read this instruction carefully. Retain the operating instruction for later use.
 - This product is intended for use in a private household, not for commercial or industrial use!
2. PLS note that all kind of work within electrical appliances shall be proceeded only by a professional electrician.
3. PLS follow the instruction and keep it for the future needs.
4. Whenever you give the luminary product to the third person always include the corresponding instruction.
5. The product is only intended/allowed for connection to 220-240V~ 50Hz AC Voltage and only with the light sources as indicated in the part called „Technical Parameters“
6. Avoid any damaging or clamping of cable. Cables must be laid in such a way that they do not run over sharp edges and are not crushed or subjected to tensile loads.
7. Please do not look directly into light while switching on or operating the illuminator to avoid eye damage.
8. If there are any electrical components or parts broken, have it replaced or repaired only by an authorized electrician.
9. This luminary is intended only for an indoor installation (IP20).
 - not intended to be installed in the surrounding where the explosion and/or fire hazard exists
 - keep the luminary far away from easy flammable substances and/ or objects.
 - do not expose the luminary towards strong impact of warmth, humidity and/ or dust.
10. The luminaire is designed according to protection class II and does not require the connection with a protective conductor.


10.  

Warning: Before you start any kind of work within the electrical appliance, you must cut off the current supply at first. Pull out the fuses or switch the current off assuring nobody else switch it back on. Danger of electrical shock!!

Cleaning and Maintenance.

1. PLS cut off the electrical supply and let the luminary get completely cooled before you start cleaning it.
2. PLS clean the luminary with a dry soft cloth.

Repairs

 **Warning:** PLS note that all kind of work within electrical appliances shall be proceeded only by an authorized electrician.

Technical Parameters:

AC 230 V ~ 50 Hz, DC 24 V Adapter supplied

DC 24V~50Hz, 1 x LED (**whole lamp**) 8Watt, 450lm, 2700K-4000K

DC 24V~50Hz, 1 x LED-Board (**only**) 7Watt, 730lm, 2700K-4000K




This product contains a light source of energy efficiency class <F>.



Replaceable (LED) light source by a professional.



Replace control gear by a professional.

LED 7W
 730lm
 8W
 450lm
 t 30.000h
 T_k 2700K/4000K
 15.000x
 <1s

The CE-conformity declaration to the product is available on our homepage: www-h-p-i.de under point "Produktinfo".

Waste Disposal of the electrical appliance!

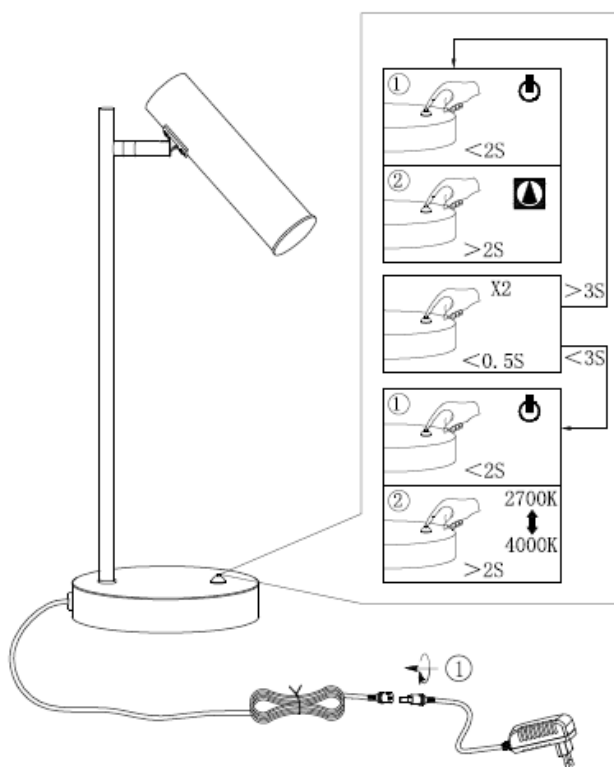
If you decide to get rid of the product one day, be aware that many components are made of valuable raw materials and can be recycled and reused. Never dispose any electrical appliance to the dustbin, but bring it to your Electrical Waste Collecting Plant.

LOT-Nr.: KT31061

Assembly instruction

1. PLS remove any packaging material from the product and its parts.
2. PLS put the all the delivered parts together step by step, following below given drawing and text.

1. Connect the plug/adapter to the luminaire.



Attention! Connect to the power supply in accordance with national regulations.

Producer/Importer:

Home Product Import GmbH

Graf-Zeppelin-Straße 5


D- 46149 Oberhausen,


E-Mail: info@h-p-i.de


www.h-p-i.de





Explanation of the symbols


 Protection class I – the appliance must have their chassis connected to electrical earth by a separate earth conductor coloured green/yellow in most countries


 Protection class II or double insulated electrical appliance is one which has been designed in such a way that it does not require a safety connection to electrical earth (ground)


 Protection class III - A Class III appliance is designed to be supplied from a separated/safety extra-low voltage (SELV) power source


 Required minimal distance between the light source and the illuminated surface (in meter) to be kept

 suitable only for low-pressure halogen lamps


 only for indoor installation


 suitable for outdoor installation (splash proof)

 Product fulfils all the valid European directives

 At the end of its lifecycle, this product must not be disposed of with your normal waste, but instead must be returned to a recycling facility for electric and electronic devices

 Dimmer

 Light color adjustable with switch

 Memory function