

Home Product Import GmbH
Graf - Zeppelin - Str. 5
D - 46149 Oberhausen
Germany

Tel. : +49-(0)208-9949330
Fax.: +49-(0)208-99493930
e-mail: info@h-p-i.de

LEDs Removal Instructions for LED Luminaire
LED 燈具的 LEDs 拆卸說明 / LED 燈具的 LEDs 拆卸說明

HPI Article Nr. (HPI 产品编号) :	180.005005;180.005006; 180.005007	Date (日期) :	2024.08.30
HPI Model Name (HPI 型号名称) :	SEATTLE II	Revision Date (修订日期) :	
Vendor Name (供应商名称) :		Version Nr. (版本号) :	1
Vendor Item Nr. (供应商产品编号) :	FL55166E-2		

Procedure how to remove the LEDs from the luminaire (in text form):




如何從燈具中移除 LED 的程序（以文本形式） / 如何从灯具中移除 LED 的程序（以文本形式）：

Step 1 步驟/步骤 1	Take out the screws by allen key
Step 2 步驟/步骤 2	Cut the cable by scissors or soldering iron
Step 3 步驟/步骤 3	Take out the nuts by pliers or wrench

Drawings of how to remove the LEDs from the luminaire (without damaging the luminaire itself) corresponding to the above steps.

與上述步驟對應的如何從燈具中移除 LED（不損壞燈具本身）的圖示

与上述步骤对应的如何从灯具中移除 LED（不损坏灯具本身）的图示

<p>Step 1 步驟/步骤 1</p>	
<p>Step 2 步驟/步骤 2</p>	
<p>Step 3 步驟/步骤 3</p>	



<p>Prepared By (准备个人姓名):</p>	<p>Frank jiang</p>
<p>Jon Title (职称):</p>	<p>Mananger</p>
<p>Company Name (公司名称):</p>	

Signature with Company Chop
(负责人签字加公司印章):