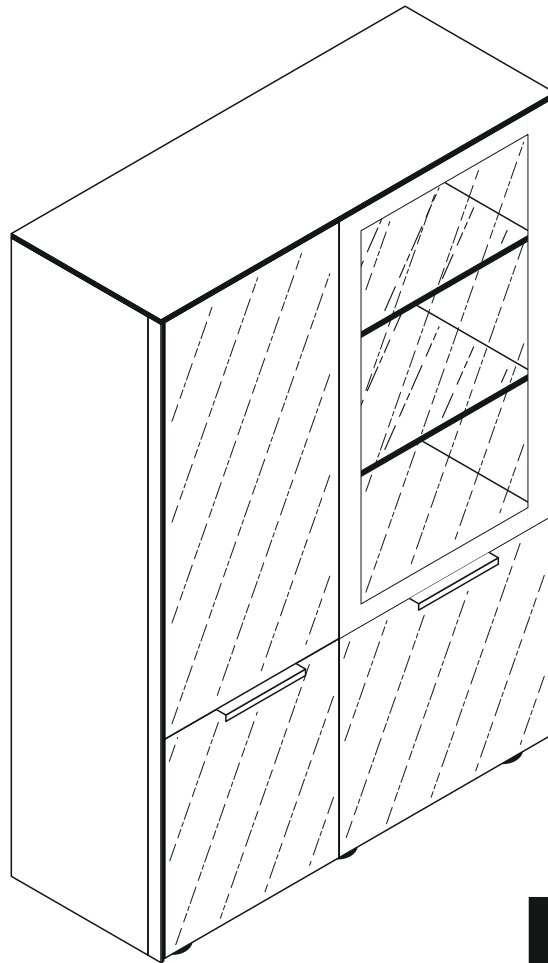


REPC-Nr.:

Service • Assistenza • Dienstverlening • Serwis  
Servis • Szerviz • Сервисная служба




# Front Glas

Artikel.-Nr.:

**0771-VR\_1-1GL**

Montageanleitung.-Nr.:

**MA1-00471**



SCAN ME

Das Ersatzteil-Anforderungsformular finden Sie auf  
The replacement parts requisition form you find on  
<https://www.maeusbacher.de/ersatzteile/>

## Beutel 0771-VR\_1-1GL 0-14 Colli 3/3

B01-10 2x 6,3x50	B01-30 38x 3x16	B01-80 28x 3,5x13	B01-90 6x 3,5x20	B01-349 8x M4
B02-10 26x	B02-20 26x	B02-143 2x	B08-80 1x	B01-190 8x M4x20
B01-200 4x 6,3x13	B02-160 16x	B05-110 8x		



▶ SCAN ME

## Beutel 0771-VR\_1-1GL 0-24 Colli 3/3

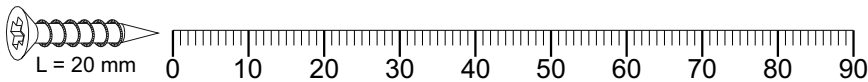
3-07 2x	3-11 10x	3-42 10x 8er
------------	-------------	--------------------

## Beutel 0771-VR\_1-1GL 0-44 Colli 3/3

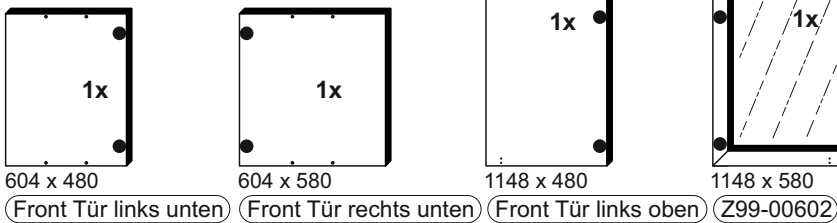
B02-103 8x 8x30	B05-01 6x	B05-20 10x
B05-130 2x	B05-185 6x	B06-424 2x

## Beutel BT1-00005 Colli 3/3

B01-123 12x 4x15	B02-173 6x
------------------------	---------------

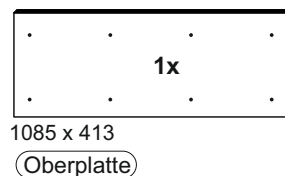
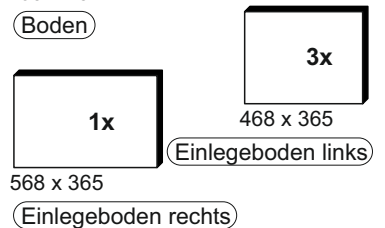
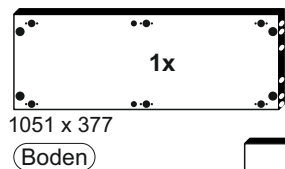
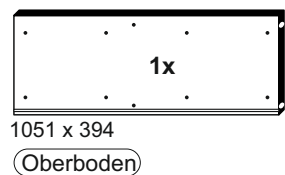
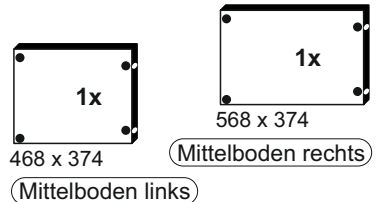


## Colli 1/3

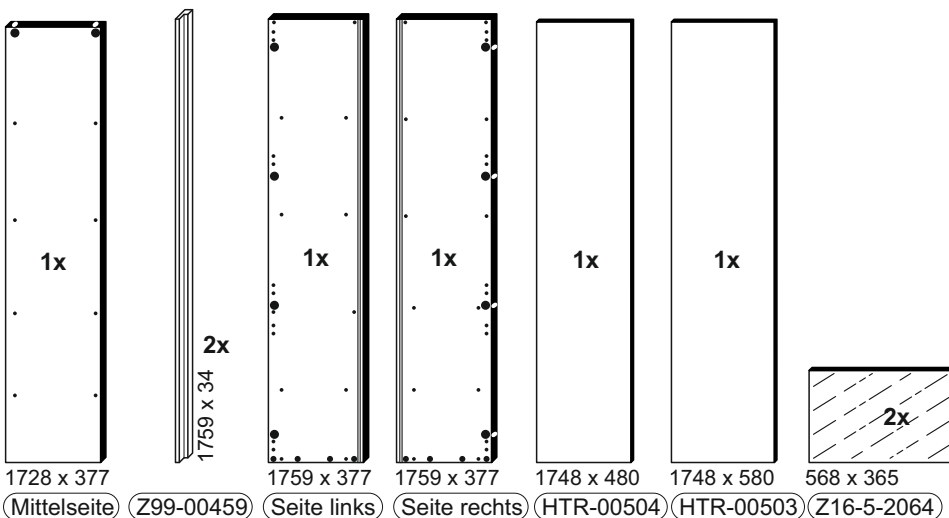


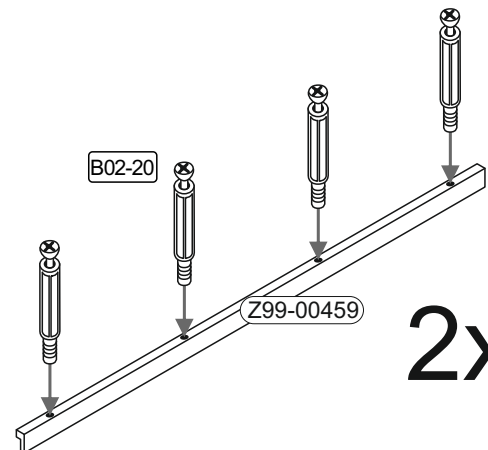
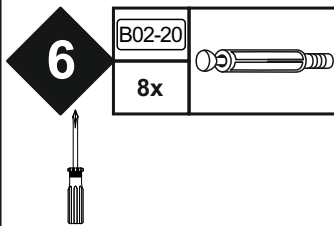
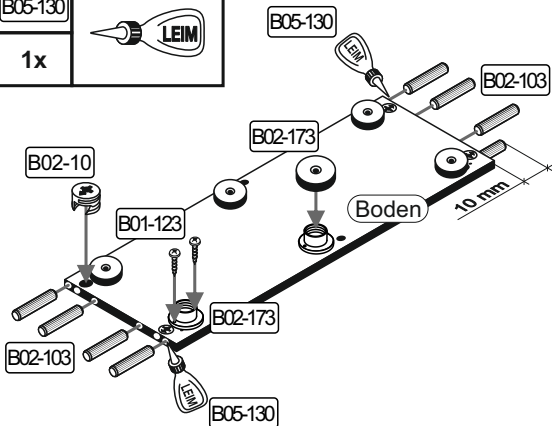
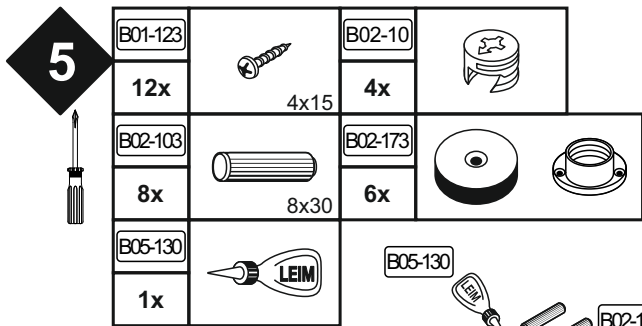
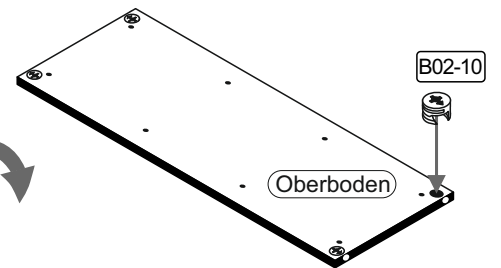
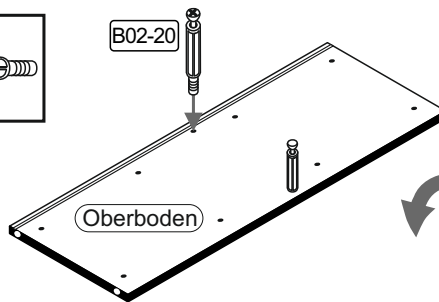
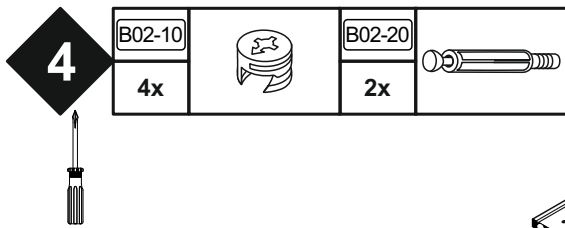
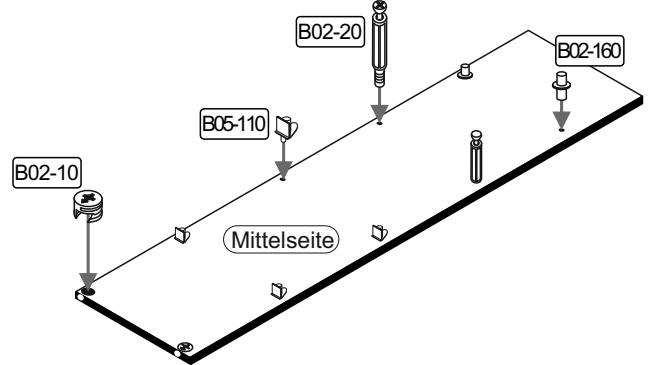
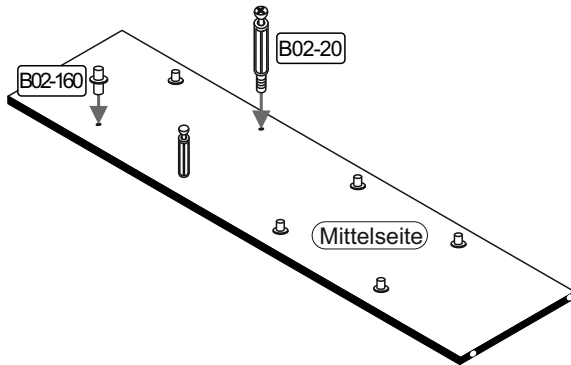
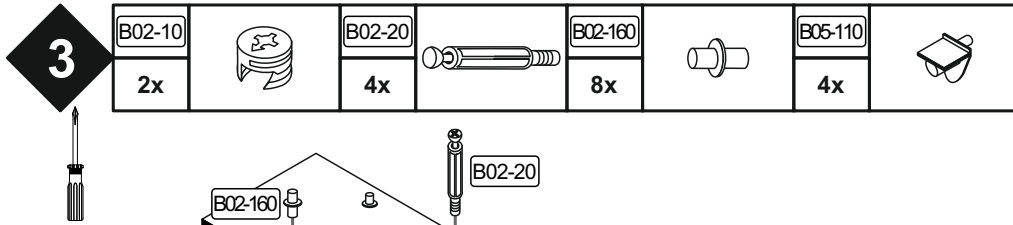
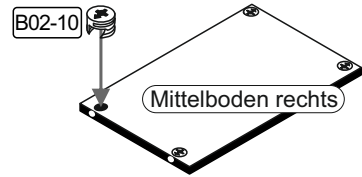
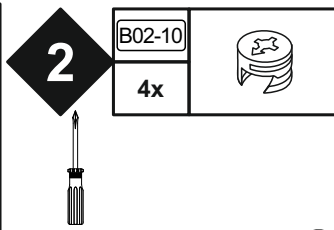
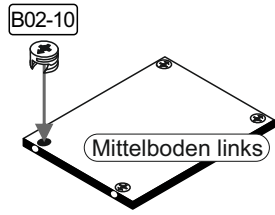
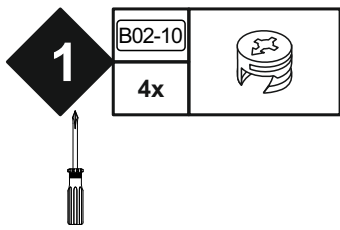
Z99-00602

## Colli 3/3







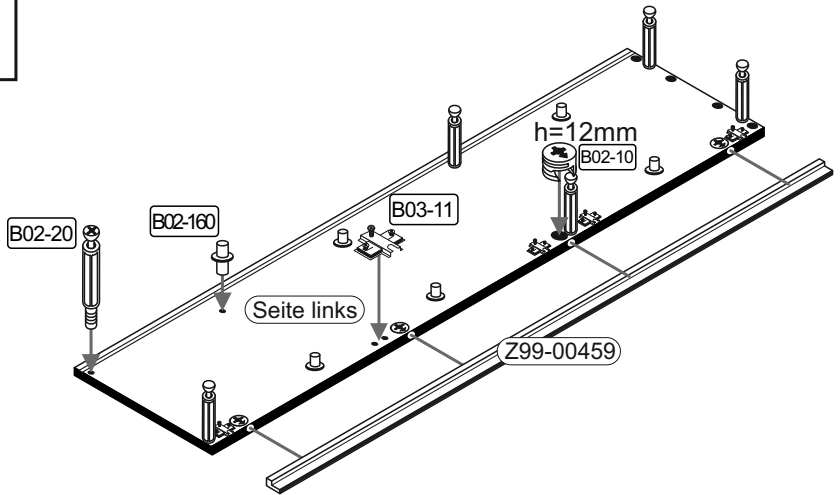
## Colli 2/3








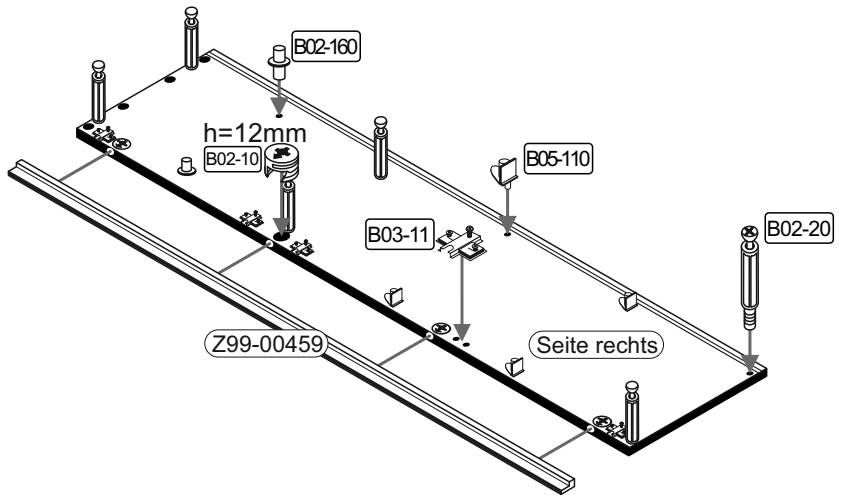




**2x**

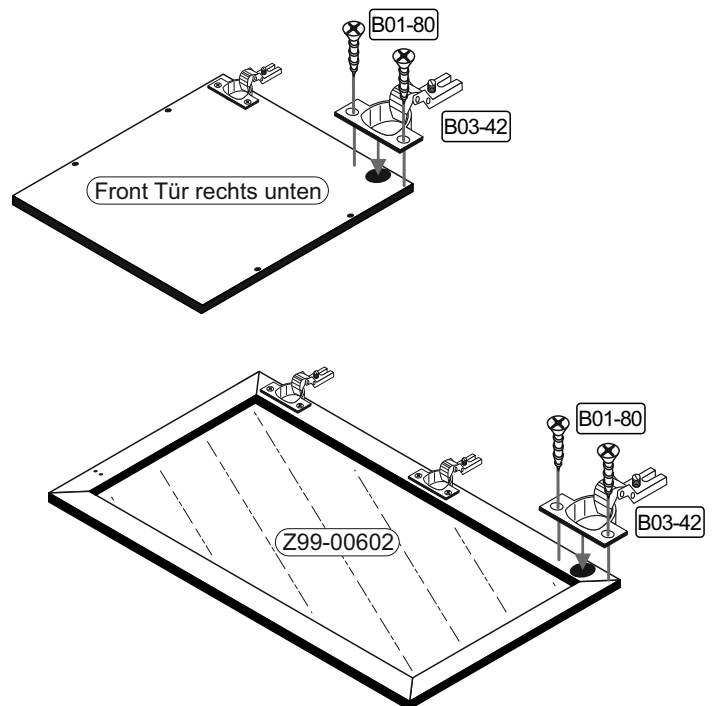
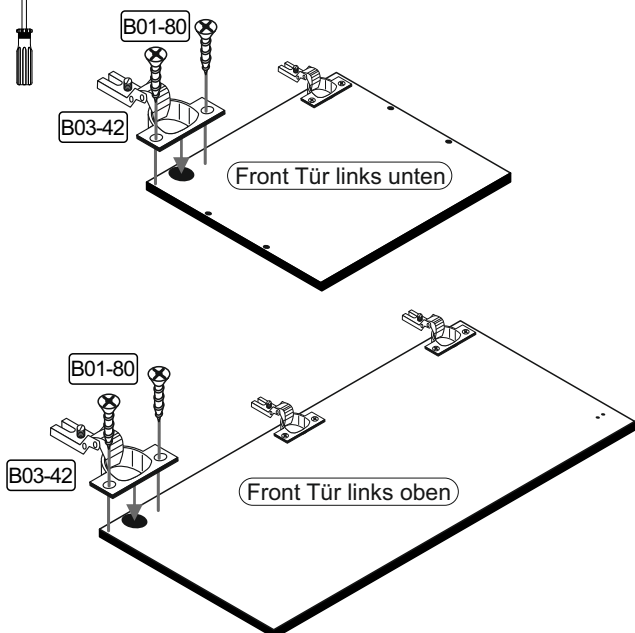
7	B02-10		B02-20	
	4x		6x	
	B02-160		B03-11	
	6x		5x	



8	B02-10		B02-20	
	4x		6x	
	B02-160		B05-110	
	2x		4x	
	B03-11			
	5x			

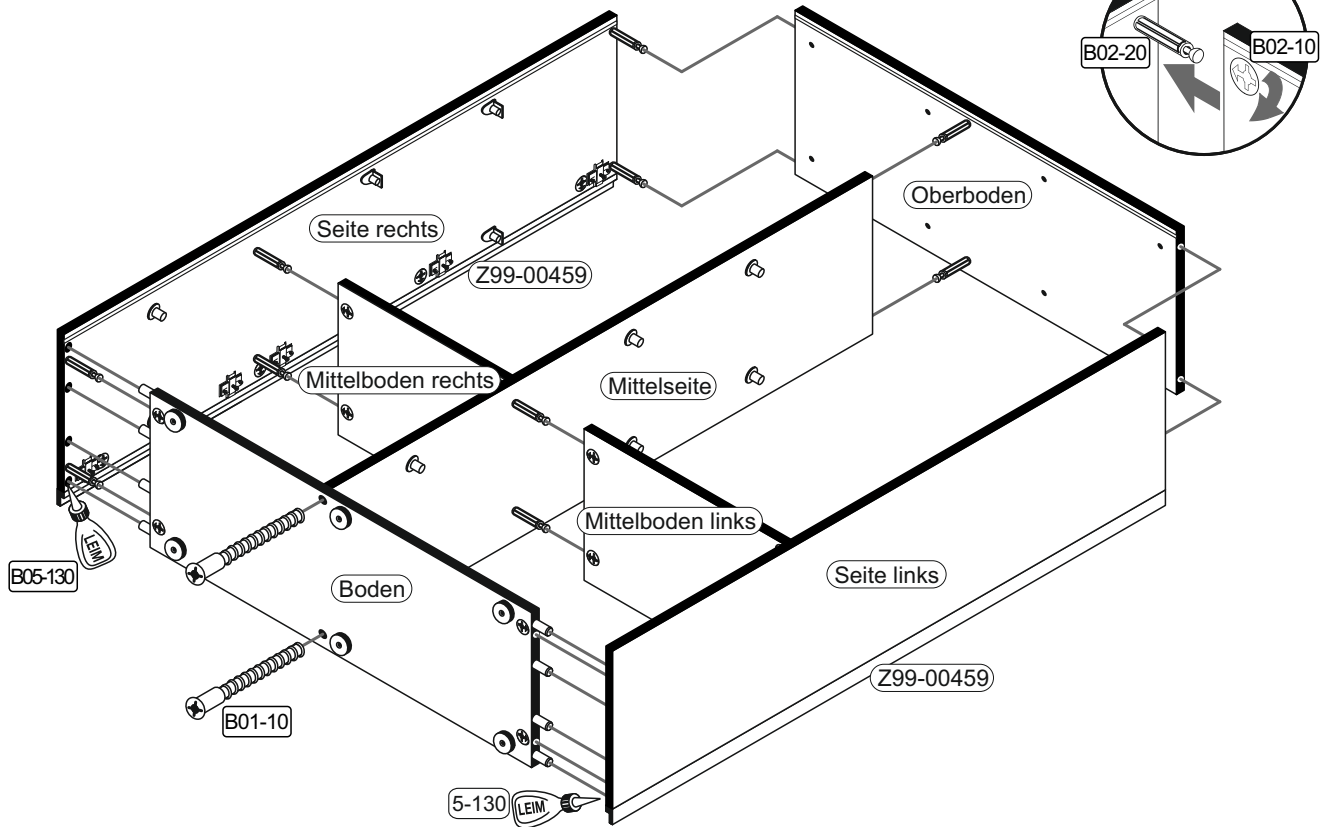


9	B01-80		B03-42	
	20x	3,5x13	10x	8er



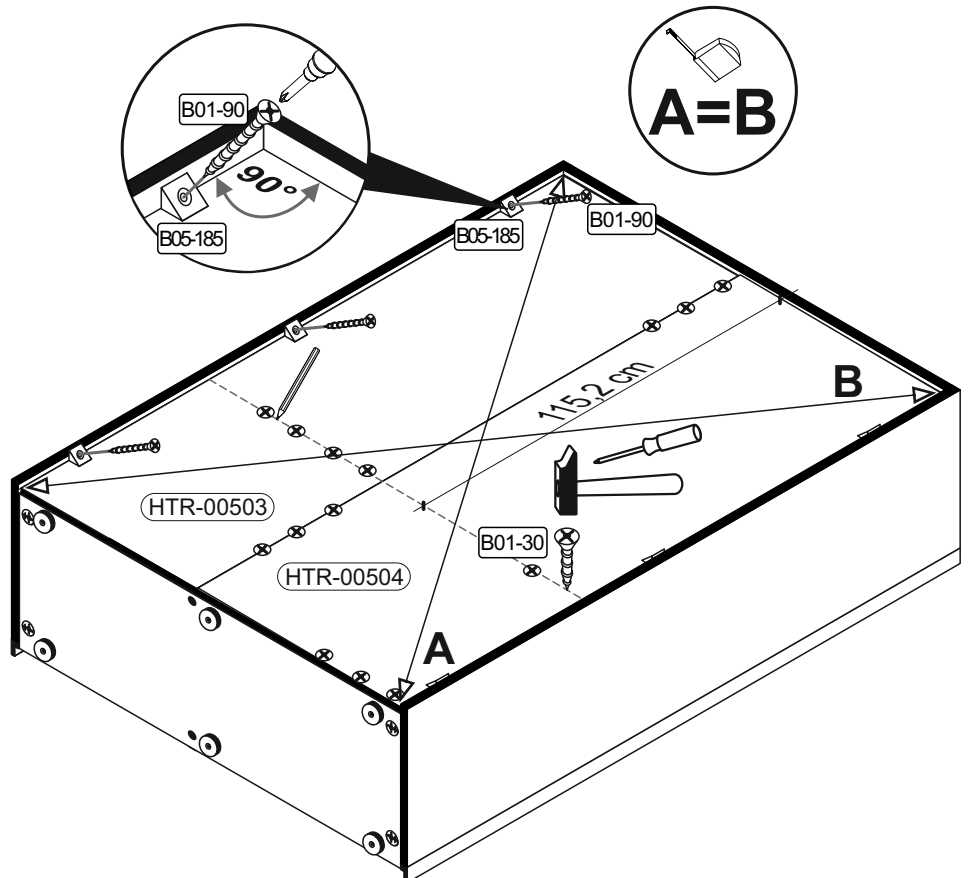
**10**

B01-10		B05-130	
2x	6,3x50	1x	

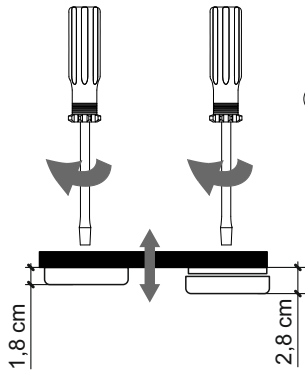
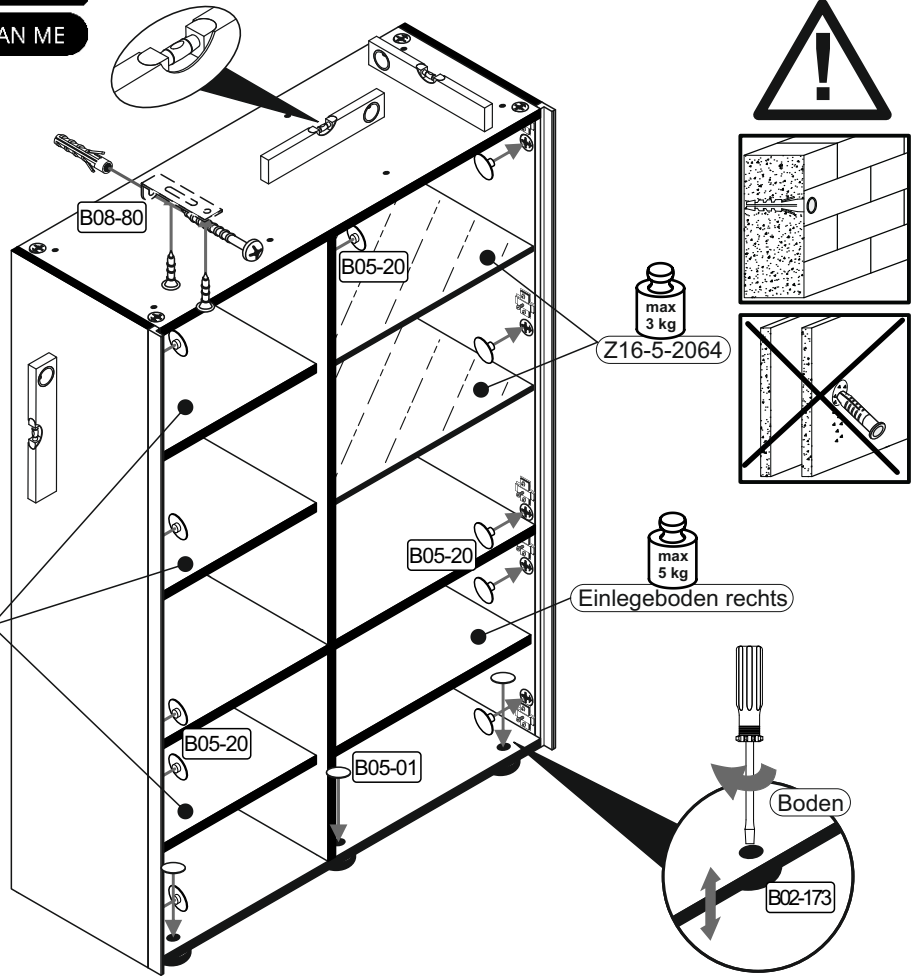


**11**

B01-30		3x16
38x		
B01-90		3,5x20
6x		
B05-185		
6x		



12	B05-01	
	6x	
	B05-20	
	10x	
B08-80		
1x		

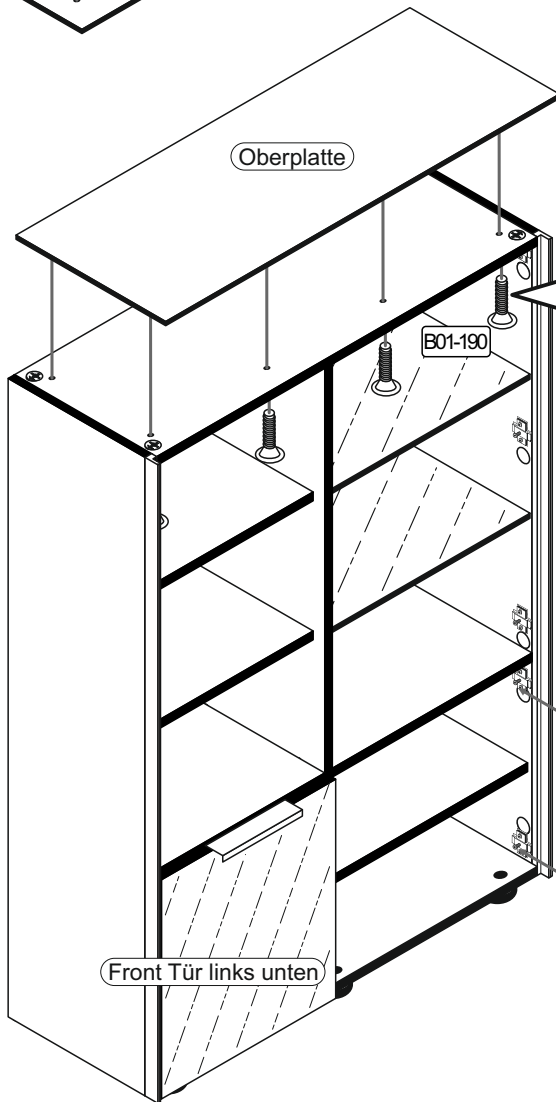
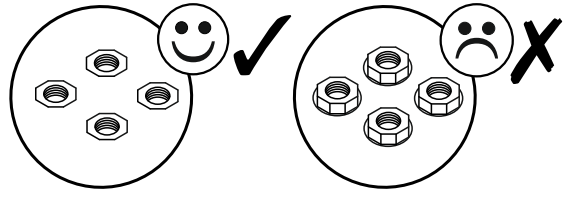
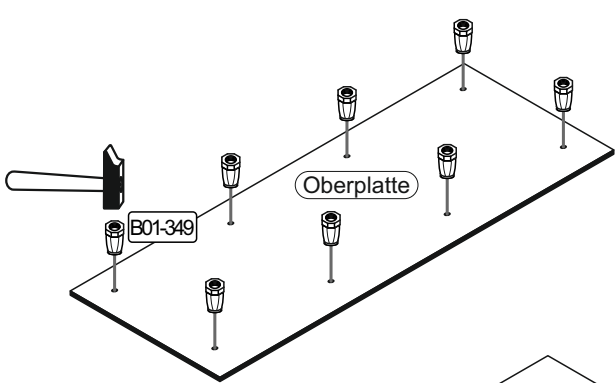


Höhenverstellung der MöbelfüÙe


<b>Achtung • Attention • Attenzione • Opgelet • Uwaga • Pozor • Figyelem • Atenție • Dikkat • Вниманиe</b>	
<b>(D)</b>	Wandbefestigung dient als Kippschutz - unbedingt anbringen! Bei einigen Wandtypen kann ein Spezialdübel erforderlich sein!
<b>(GB)</b>	The wall fastening serves to prevent tipping - be absolutely sure to mount it! For certain wall types, a special wall plug may be necessary!
<b>(FR)</b>	La fixation murale sert de protection contre le basculement – à installer impérativement ! Pour certains types de murs il faut des chevilles spéciales !
<b>(TR)</b>	Duvardaki sabitleme, devrilmeye karÙı bir emniyet tedbiridir ve mutlaka monte edilmelidir! Bazı duvar tiplerinde bunun için özel bir dübel gerekli olabilir!
<b>(IT)</b>	Il fissaggio alla parete serve da protezione anti-ribaltamento – attaccarla assolutamente! Per alcune strutture di parete può essere necessario un tassello speciale!
<b>(NL)</b>	Bevestiging aan de muur dient als kantelbescherming – zeker en vast bevestigen! Bij enkele muurtypes is een speciale plug misschien vereist!
<b>(RU)</b>	Обязательно установите крепление на стене во избежание опрокидывания! Для некоторых типов стен может потребоваться специальный дюбель!
<b>(CZ)</b>	Montáž na stěnu sluÙí jako ochrana proti převrnutí – bezpodmínečně umístěte! U některých typů stěn může být zapotřebí speciální hmoÙdinka!
<b>(HU)</b>	A terméket a falhoz kel rögzíteni, különben az felborulhat! Egyes faltípusoknál speciális tiplit kell használni!
<b>(RO)</b>	Sistemul de fixare la perete serveÙte ca protecție la răsturnare - de montat obligatoriu! Pentru unele tipuri de pereti este posibil să fie necesar un diblu special!
<b>(PL)</b>	Mocowanie do ściany jest jednocześnie zabezpieczeniem przed przewróceniem – koniecznie zamontować! Do niektórych rodzajów ścian koniecznie zastosować specjalne kołki mocujące.
<b>(SK)</b>	Upevnenie na stenu slúÙí ako ochrana proti prevráteniu – bezpodmienečne pouÙite! Pre niektoré druhy stien môže byť potrebná špeciálna hmoÙdinka!



B01-190			B01-200		B01-349			B06-424	
8x	M4x20	4x	6,3x13	8x	M4	2x			



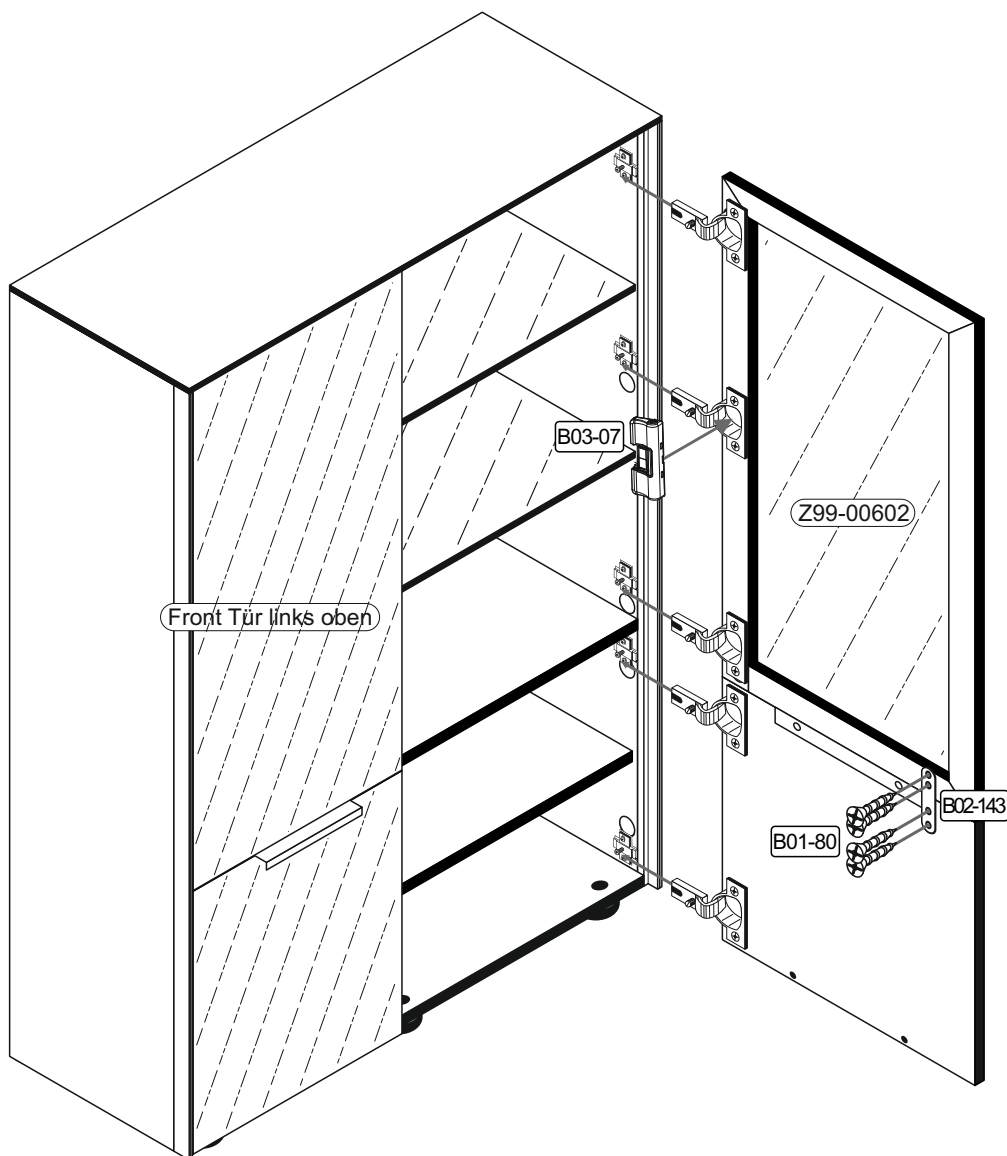
**Die Schrauben M4x20 B01-190 müssen mit der Hand eingedreht werden.**



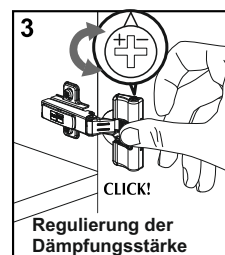
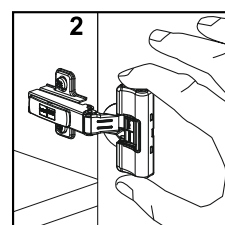
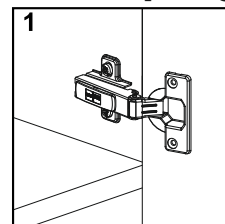
14



B01-80		B02-143		B03-07	
8x	3,5x13	2x		2x	



## Montage der Türdämpfung



▶ SCAN ME

### Türen einstellen (Scharniere justieren)

Adjusting the doors (adjusting the hinges)

Régler les portes (ajuster les charnières)

Sistemare le porte (regolare le cerniere)

Deuren instellen (scharnieren afstellen)

Nastawić drzwi (wyregulować zawiasy)

Vyrovnejte dvířka (seřid'te závěsy)

Nastavenie dverí (nastavenie závesov)

Állítsa be az ajtókat (állítsa be a zsanérokot)

Reglare uși (ajustare balamale)

Kapıların ayarlanması (menteşelerin seviye ayarı)

Регулировка дверей (регулировка шарнира)

